



THE
EDISON
 SERIES

ONE WINDOW,
 ENDLESS POSSIBILITIES

COLORS

SOLID VINYL COLORS




White



Tan

LAMINATED INTERIORS



Cavalier Oak



Colonial Cherry

LAMINATED EXTERIORS



Black



Bronze

GRIDS



Colonial



Perimeter



Prairie



Valance

SCREENS



FLEXSCREEN.



Heavy Duty
 1/2 Screen
 (White Only)



SCAN FOR MORE
 INFORMATION



EDISON 02-25 Information accurate at time of printing.
 Product subject to change. ©2025 Vinylmax LLC



THE EDISON SERIES

PRODUCT RATING:

R-PG50

(Double Strength Glass)
R-PG45 (Single Strength Glass)

AIR INFILTRATION: .12
 150% better than FGIA standard

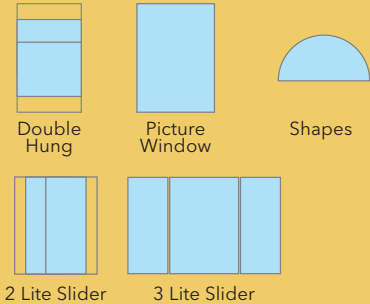
SIZE LIMITS

4600 Double Hung	Width	Height	UI*
Minimum	14"	24"	38"
Maximum	52"	98"	132"

MAXIMUM TRIPLE PANE SIZE
 50" width x 80" height

*United Inches = Width + Height

AVAILABLE STYLES



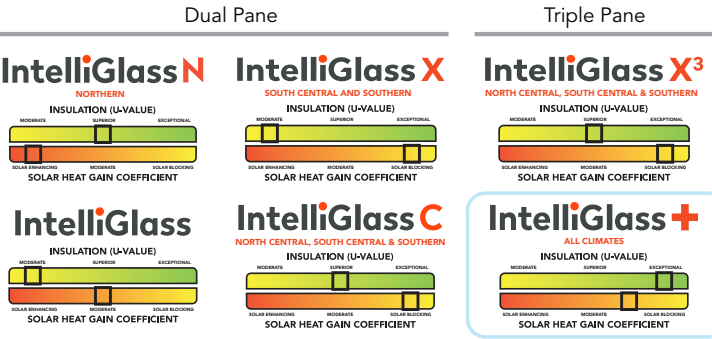
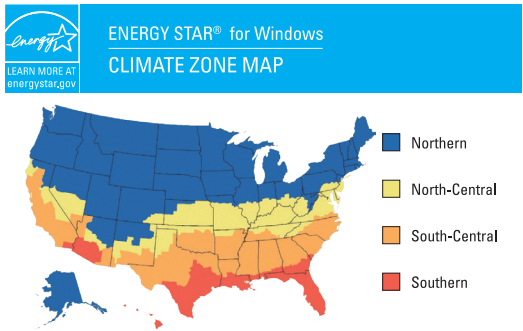
PRODUCT FEATURES

- 3-1/4" Frame with beveled exterior
- Maintenance-free multi-chambered fusion welded vinyl
- IdeaSeal™ triple protection - integral interlock, sill compression seal and weatherstripping
- Dual function partitioned sloped sill
- Cove molded interior sash profiles
- Multiple weatherstripping on sashes
- Integral lift rails
- BioMaxx lead-free composite locks and keepers
- Night latches restrict sash movement for safety and security
- Concealed sash stop system
- Stainless steel constant force balances
- Metal cam balance shoe
- Full balance covers
- Dual (3/4") or triple (1-1/8") pane glass
- Tape glazed
- Intercept® Spacer System
- Full FlexScreen®
- Limited Lifetime Warranty

OPTIONAL FEATURES

- IntelliGlass high performance IGU
- 1-5/8" Integral nail fin with 1" setback
- Jamb Extensions (4-9/16" or 6-9/16")
- Heavy Duty 1/2 Screen (White Only)
- Black or bronze exterior laminates on white
- Woodgrain interior laminates
- Tempered and STC rated glass
- Super Spacer® flexible warm-edge spacer system
- Foam filled frame
- Sentry System dual-action tilt/lock hardware
- Interior & exterior SDL packages

GLASS PACKAGES



Triple Pane Glass is up to 50% more energy efficient than dual pane. Installing triple pane windows also reduces noise from the outside and fading from the sun.



PERFORMANCE DATA

4600 Double Hung	No Grids					ENERGY STAR 7.0	With Grids					ENERGY STAR 7.0
	Intercept		Super Spacer		VLT		Intercept		Super Spacer		VLT	
U Value	SHGC	U Value	SHGC			U Value	SHGC	U Value	SHGC			
IntelliGlass Low E / Argon	.29	.29	.28	.29	.54		.29	.26	.28	.26	.48	
IntelliGlass X Low E / Argon	.28	.21	.27	.21	.49	SC S	.28	.19	.27	.19	.44	SC S
IntelliGlass N Low E / Argon	.25	.46	.24	.46	.54	N	.25	.42	.24	.42	.49	N
IntelliGlass C Low E / Argon	.24	.20	.23	.20	.45	NC SC S	.24	.18	.23	.18	.40	NC SC S
IntelliGlass X3 Triple Pane Low E / Argon	.25	.20	.23	.20	.45	NC SC S	.25	.18	.24	.18	.40	NC SC S
IntelliGlass Plus Triple Pane Low E / Argon	.20	.24	.18	.24	.42	N NC	.20	.22	.19	.22	.37	N NC SC S